






**Oakwood Primary Academy**  
**Learning Journey for this term and how you can support your child.**

<b>Spring</b> Term 3 and 4 - 2024	<b>Year Group</b> Reception – Daley & Scott Classes	<b>Theme</b> Space Growth and Lifecycles
--------------------------------------	--	--





Dear Parent and Carers,

Please find attached the learning programme we will be covering in Reception this term.

**PRIME AREAS OF LEARNING**

<b>Personal, Social and Emotional Development</b>  	<ul style="list-style-type: none"> <li>Continuing to adhere to the school’s Ready, Respectful and Safe Rules and behavioural expectations at home and in school.</li> <li>Talking about our feelings. Recognising our emotions and what makes us happy, sad or angry.</li> <li>Learning about British animals and birds and how we can help them in Winter.</li> <li>Thinking about British values and talking about our own and different people’s cultures and beliefs. We will be celebrating Chinese New Year.</li> </ul>
<b>How You Can Help</b>	<ul style="list-style-type: none"> <li>Encourage your child to talk about their thoughts and feelings.</li> </ul>
<b>Communication and Language</b>  	<ul style="list-style-type: none"> <li>Listening to and repeating traditional stories: understanding characters, plots and settings.</li> <li>Acting out familiar stories and pretending to be different characters.</li> <li>Answering ‘how’ and ‘why’ questions in relation to our experiences, stories and events.</li> <li>Speaking in whole sentences with awareness of how to hold a conversation and be a good listener.</li> </ul>
<b>How You Can Help</b>	<ul style="list-style-type: none"> <li>Continue to read stories and sing songs at home.</li> </ul>
<b>Physical Development</b>  	<ul style="list-style-type: none"> <li>Doing lots of handwashing and practising good hygiene to help keep the bugs away! We practise ‘Catch It, Bin It, Kill It!’ in regard to using tissues to wipe and blow our noses.</li> <li>Participating in daily ‘Mile a Day’, Wake and Shake, Dough Disco, Peer Massage and other fine motor activities.</li> <li>Practising our ball skills in PE: throwing, catching, football skills.</li> <li>Continue to handle familiar &amp; new tools safely &amp; with basic control (e.g. using gardening equipment outdoors and developing our scissor skills).</li> </ul>
<b>How You Can Help</b>	<ul style="list-style-type: none"> <li>Continue to encourage your child’s independence by getting themselves undressed and dressed, putting on their own coats, doing up their own zippers, fastening their own buttons, using a knife and fork etc.</li> </ul>

## SPECIFIC AREAS OF LEARNING

<p><b>Literacy</b></p> 	<ul style="list-style-type: none"> <li>• Participating in daily Read, Write, Inc sessions. Blending and segmenting our sounds to help us read and write simple words, captions &amp; sentences.</li> <li>• Continue to practise writing our letters using the correct formation and writing on the line. The children will learn about ‘ascenders’ and ‘descenders’.</li> <li>• Learning different ways of finding information (e.g. from non-fiction books and computers).</li> </ul>
<p><b>How You Can Help</b></p>	<ul style="list-style-type: none"> <li>• Please access the <a href="#">Parent guide to Read Write Inc. Phonics - Oxford Owl</a> online, for advice on how to practise sounds, handwriting and letter formation at home.</li> <li>• Please encourage your child to use a ‘tripod’ grip when holding their pencil for writing.</li> <li>• Help your child to write their first and second names using correct letter formation and capital letters at beginning of name and surname only.</li> </ul>
<p><b>Mathematics</b></p> 	<ul style="list-style-type: none"> <li>• Continue to recognise numbers 1-20 and beyond. Practise correct number formation.</li> <li>• Developing strategies for solving simple addition &amp; subtraction problems (e.g. fingers, number lines, counting on, counting back). We will begin to write number sentences using the correct notation (- + and =).</li> <li>• Using Comparative Measurement: time, height, weight, length and capacity.</li> </ul>
<p><b>How You Can Help</b></p>	<ul style="list-style-type: none"> <li>• Encourage your child with counting objects at home. Look for numbers and shapes in the world around them (e.g. on family walks).</li> <li>• Play mathematical games involving dice, counting, number matching and identification (e.g. bingo, dominoes, snakes and ladders).</li> </ul>
<p><b>Understanding the World</b></p> 	<ul style="list-style-type: none"> <li>• Finding out about past events in own lives &amp; the lives of others (e.g. following our Space theme, we will learn about the history of Space flight and famous astronauts e.g. Neil Armstrong, Tim Peake).</li> <li>• Learning about the polar regions and the people and animals who live there.</li> <li>• Finding out about British animals and birds. Participating in the Big Schools Birdwatch.</li> <li>• Learning about seasonal changes and the transition from Winter to Spring.</li> <li>• Discovering how plants grow and the lifecycles of certain animals (e.g. butterflies and frogs).</li> <li>• Using laptops and i-pads. Operating simple programmes (e.g. Google maps).</li> </ul>
<p><b>How You Can Help</b></p>	<ul style="list-style-type: none"> <li>• Talk about the changes your child is noticing in the world around them (e.g. the weather, what is happening to the trees). Look for signs of Winter and Spring.</li> </ul>
<p><b>Expressive Arts and Design</b></p> 	<ul style="list-style-type: none"> <li>• Singing songs, making music and dancing.</li> <li>• Using and exploring a variety of materials, experimenting with colour, design, texture shape and form.</li> <li>• Learning about the lives of famous artists and musicians.</li> <li>• Using musical instruments to learn about rhythm, pitch and beat.</li> <li>• Learning different joining techniques in design and construction.</li> </ul>
<p><b>How You Can Help</b></p>	<ul style="list-style-type: none"> <li>• Listen to music and help your child to make up their own dance routines at home.</li> <li>• Identifying different colours in the world around them, encourage them to draw, and paint what they see.</li> </ul>

**Parent Information for this term**

- Please bring book bags in **daily** for letters and reading books.
- As part of our school policy, children are encouraged to drink **water** throughout the day. Please ensure that your child has a named, clear water bottle in school. **Juice or squash drinks are NOT permitted in water bottles.** Milk and water will be provided at snack time.
- **Please, please** ensure that book bags and all clothing including footwear, coats and jumpers are **clearly named.** Small children find it very difficult to keep track of their belongings in school! Clear name labelling helps staff to ensure lost items are returned to you.
- Our PE sessions will continue to be every **Tuesday and Friday.** Please ensure that your child has a PE kit that is **clearly labelled with their name.** PE kits are to be worn to school on these days.
- As outlined in the 'Discovery Mat School Uniform Policy', children in Foundation are not permitted to wear earrings for health and safety considerations. **Please do not send your child to school wearing earrings.**
- Please could your child have a labelled pair of wellies that could be stored in school, for use during Welly Wednesdays and outdoor learning activities.
- Library book change is Friday. Please return your school library book by the following Friday so we can exchange your child's book for a new one. **Please note that no new library book will be allocated until the previous one has been returned to school.**
- Reading books will also be changed on a Friday. Please use Boom Reader to log that your child has read their book. We recommend that you share the same book three times to support the development of reading fluency.
- We will continue to use Tapestry to share your child's learning with you along with important messages and dates for your diary. If you need Tapestry access please speak to your child's class teacher.

### **Communications on the School Website & Facebook**

Please keep informed about dates, events and information by visiting our school website and Facebook page regularly. On the school website select the Parent tab at the top to find all the newsletters, letters, forms and the current school dinner menu.

### **Contacting your child's teacher**

At the start of the day your child's teacher will be supervising the safe entrance of all children into the class. If you have information to pass on please email or call the school office and someone can deal with your quer/question as soon as possible.

Many thanks for your continued support,

Oakwood Foundation Staff  
Mrs Wye and Miss Kelly